

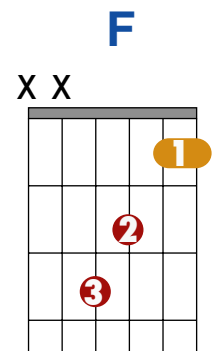
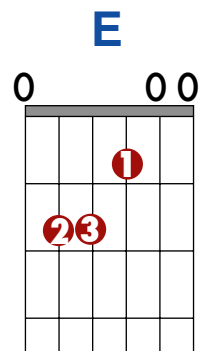
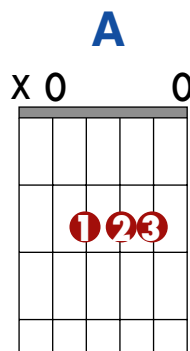
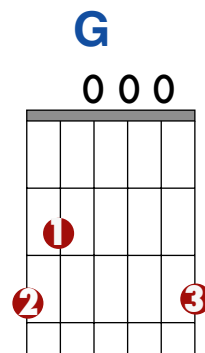
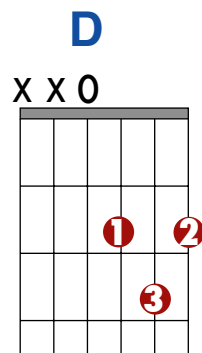
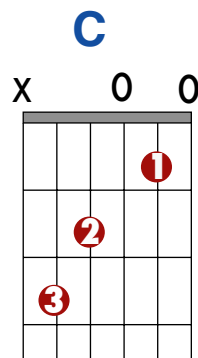
LESSON 26: Basic Major and Minor Chords

This short paragraph will show you to read chord symbols. Knowing how to play these chords will help you play popular songs.

A chord is a group of notes that are arranged in a certain order. There are many different chord names, such as major, minor, major 7th, etc.. For now don't worry about what these names stand for. All you need to do is to memorize the chords and their names.

Strum the chords with the thumb. Play the chords in a random order to practice all the possible changes.

C = C Major. Am = A minor



1st finger is placed over both the E and B strings.

